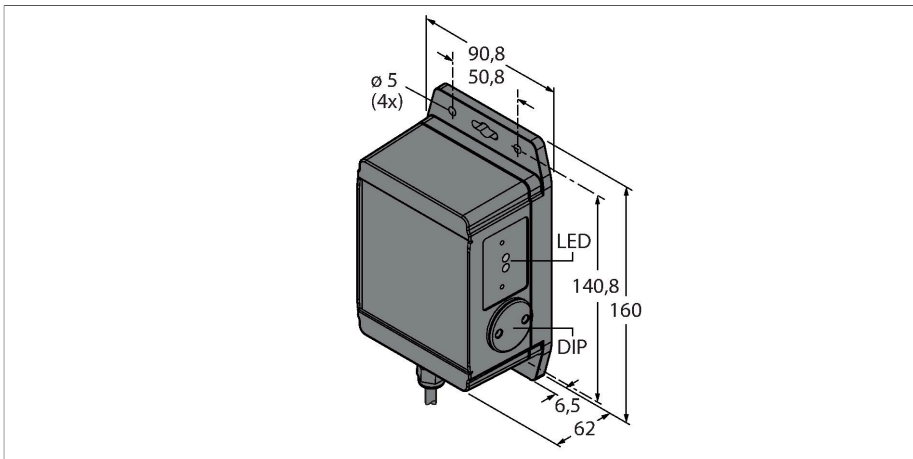


Q120RA-EU-AF

Radar Sensor

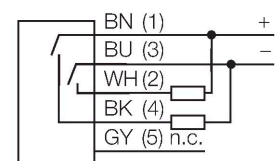
With Switching Output



Features

- Cable, 2m
- Protection class IP67
- FMCW radar (frequency-modulated continuous wave radar), detects stationary and moving objects
- Approved for Europe (incl. UK), Australia, New Zealand, Japan and China
- Max. range 40 m
- Configuration via DIP switch
- Operating voltage 12...30 VDC
- PNP/NPN switching output

Wiring diagram



Functional principle

A PCR (Pulse Coherent Radar) device transmits a short, powerful pulse lasting a few microseconds and receives the reflected echo from objects. In contrast to continuously transmitting wave radars, the transmitter is already switched off before the end of the measurement process. The distance measurement to the object is carried out using a transit time method. As a result, unlike Continuous Wave (CW) radars, both stationary and moving objects can be detected.

Conformity
CE
ISM defined in ITU-R 5.138, 5.150 and 5.280
ETSI/EN 300 440
FCC Part 15

Technical data

Type	Q120RA-EU-AF
ID	3054279
Radar data	
Function	Proximity switch
Operating mode	Time-of-Flight
Frequency band	K band, ISM region
Frequency range	24.05 - 24.25 GHz
Modulation	FMCW (Frequency Modulated Continuous Wave)
Range	2000...12000 mm
Edge lengths of the nominal actuator	500 mm
Number of radio channels	1
Duty cycle	100 %
Antenna connection	Internal, planar
Antenna gain	17.5 dBi
Antenna pattern	12o (Azimuth) / 25o (Elevation)
Side-lobe suppression	15 dB (Azimuth) / 15 dB (Elevation)
Output power ERP	5 dBm / 3.3 mW ERP
Output power EIRP	20 dBm / 100 mW EIRP
Field strength max.	88-20log(m) dBuA/m bzw. 24-20log(m) dBmW/m ²
Electrical data	
Operating voltage	12...30 VDC
No-load current	≤ 100 mA
Short-circuit protection	yes / Cyclic
Reverse polarity protection	yes

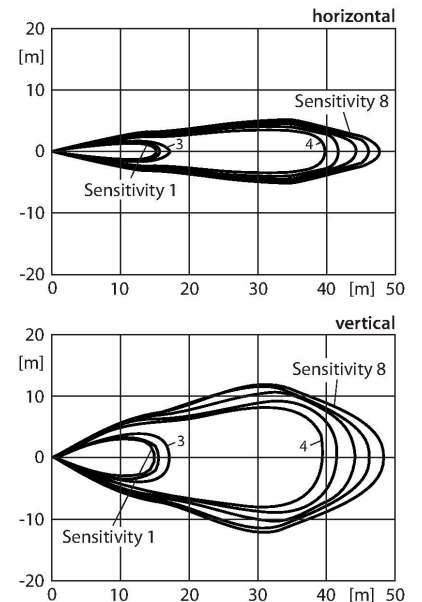
Technical data

Output function	NO/NC programmable, PNP/NPN
Readiness delay	≤ 2000 ms
Response time typical	< 15 ms
Setting option	DIP switch Vision Software and Firmware

Mechanical data	
Design	Rectangular, Q120
Dimensions	62 x 90.8 x 159.5 mm
Housing material	Plastic, ABS/Polycarbonate, Black
Electrical connection	Cable, 2 m, PVC
Number of cores	5
Ambient temperature	-40...+65 °C
Protection class	IP67
Power-on indication	LED, Green
Switching state	LED, Yellow
Excess gain indication	LED, red
Tests/approvals	
MTTF	98 years acc. to SN 29500 (Ed. 99) 40 °C
Approvals	CE

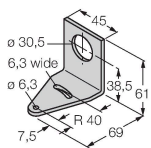
RSS-210
ANATEL Category II
CMIIT Category G
ARIB STD T-73
KC mark — MSIP/RRA
NCC

Excess Gain Curve

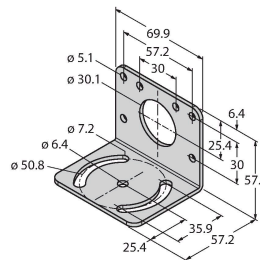


Accessories

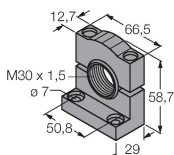
SMB30A 3032723
Mounting bracket, rectangular, stainless steel, for sensors with 30mm thread



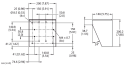
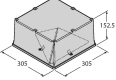
SMB30MM 3027162
Mounting bracket, rectangular, stainless steel, for sensors with 30 mm thread, wide holes for accurate alignment



SMB30SC 3052521
Mounting bracket, PBT black, for sensors with 30 mm thread, rotatable



Accessories

Dimension drawing	Type	ID	
	SMBWSQ120	3026881	Protective cap prevents water film or ice formation on the face, needed for rain or snow
	BRTR-CC20E	3011118	Radar reflector, large tetrahedron, protected by plastic, 7-fold function reserve at a distance of 6 m, optional