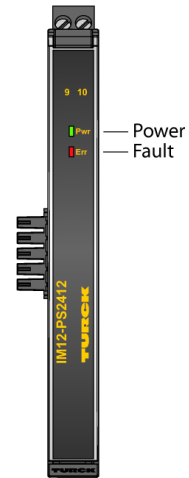
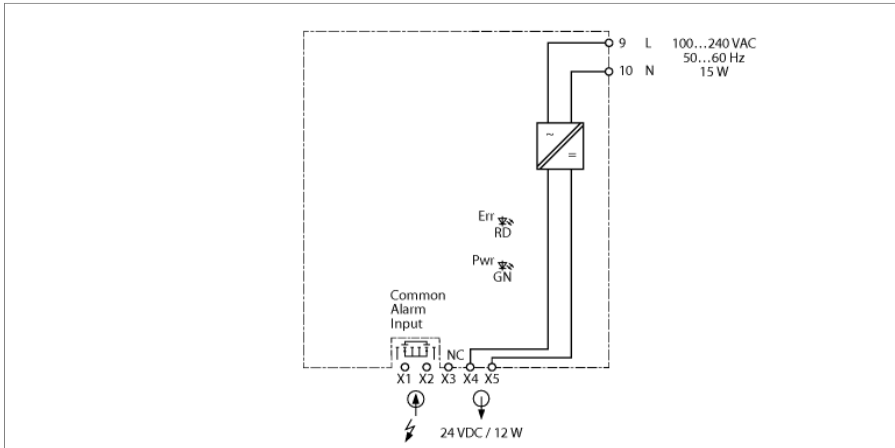


System Switching Power Supply Module IM12-PS2412-U-U-PR/W3

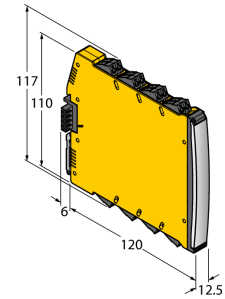


The power supply module supplies power to up to three modules of the IM... or IMX... product series via the power bridge connectors. The modules IM... and IMX... must have the power bridge function (IM...PR... or IMX...PR...). Two IM12-PS2412... can be connected together to supply power redundantly to the devices. A voltage of 100...240 VAC with 50...60 Hz at 15 W can be connected to the power supply module.

The device is equipped with removable screw terminals.

- System-wide power supply for IMX devices with power bridge
- Galvanic isolation
- SELV
- Easy connection to IM(X) power bridge devices via T bus male connector
- Up to 3 IM(X) devices can be connected
- Simple redundancy
- Short-circuit proof and no-load protected
- Group fault signal via red LED
- Removable screw terminals
- ATEX, IECEx
- Use in Zone 2

Type	IM12-PS2412-U-U-PR/W3
ID	100047815
<hr/>	
Nominal voltage	100...240 VAC
Operating voltage	90...265 VAC
Frequency	47...63 Hz
Power consumption	≤ 15 VA
Power dissipation, typical	≤ 3 W
Efficiency	80 %
External fuse	B16A
surge relief	≤ 30 V
Residual ripple	≤ 200 mV _{ss}
Mains buffering	20 ms
<hr/>	
Output circuits	
Nominal output voltage	24 V
Adjustment range	24.7...23.1 V
Output power	12 W (including booster)
Minimum load	≥ 0 Ω
<hr/>	
Pollution degree	2
Surge category	II
Short-circuit behaviour	Hiccup mode
<hr/>	
Response characteristic	
Rise time (10...90 %)	≤ 2000 ms
<hr/>	
Galvanic isolation	
Test voltage	3.0 kV
<hr/>	
Important note	For Ex-applications the values specified in the corresponding Ex certificates (ATEX, IECEx, UL, etc.) apply.
<hr/>	
Displays/Operating elements	
Operational readiness	Green
Error indication	red



Mechanical data			
Protection class	IP20		
Flammability class acc. to UL 94	V-0		
Ambient temperature	-25...+70 °C		
Storage temperature	-40...+80 °C		
Dimensions	120 x 12.5 x 117 mm		
Weight	155 g		
Mounting instructions	DIN rail (NS35)		
Housing material	Plastic, Polycarbonate/ABS		
Electrical connection	Removable screw terminals, 2-pin		
Terminal cross-section	0.2...2.5 mm ² (AWG: 24...14)		
Tightening torque	0.5 Nm		
Tightening torque	4.43 LBS-Inch		
Environmental conditions	Operating height	Up to 2000 m above sea level	
	Pollution degree	II	
	Surge/Overvoltage category	II (EN 61010-1)	
	Standards used		
	Voltage resistance and insulation		EN 50178
			EN 61010-1
	Shock		EN 61373 class B
			EN 60068-2-6
			EN 60068-2-27
	Temperature		EN 60068-2-1 Ad
			EN 60068-2-2 Bd
			EN 60068-2-1
	Air humidity		EN 60068-2-38
	EMC		NE21
			EN 61326-3-1
			EN 61000-4-2
		EN 61000-4-3	
		EN 61000-4-4	
		EN 61000-4-5	
		EN 61000-4-6	
		EN 61000-4-11	
		EN 61000-4-29	
		EN 55011	
		EN 55016	
		EN 50121-3-2	
		EN 61000-6-2	